



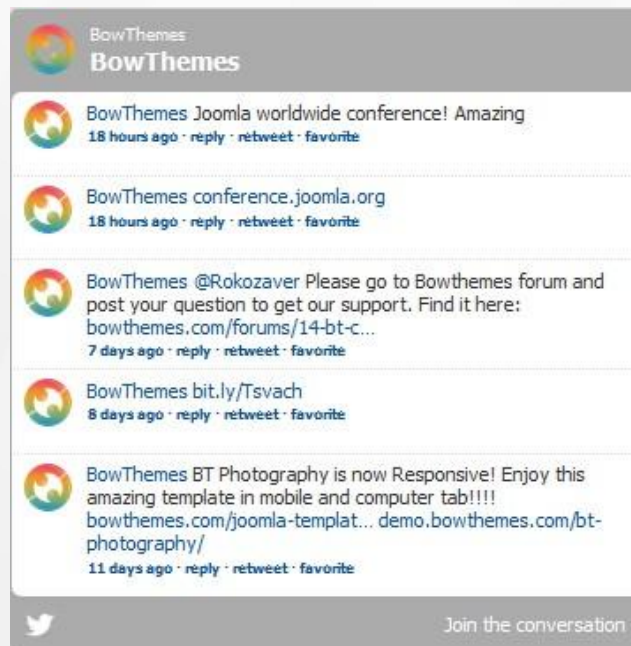
**BOW THEMES**  
We make Joomla better

# BT witter Feed

**JOOMLA EXTENSION**

**User guide**

**Version 2.0**



The screenshot shows a Twitter feed for the account 'BowThemes'. The header includes the profile picture and the name 'BowThemes'. There are five tweets visible, each with a BowThemes profile picture icon, text, and interaction options (reply, retweet, favorite). The tweets are as follows:

- Tweet 1:** BowThemes Joomla worldwide conference! Amazing  
18 hours ago · reply · retweet · favorite
- Tweet 2:** BowThemes conference.joomla.org  
18 hours ago · reply · retweet · favorite
- Tweet 3:** BowThemes @Rokozaver Please go to Bowthemes forum and post your question to get our support. Find it here: [bowthemes.com/forums/14-bt-c...](http://bowthemes.com/forums/14-bt-c...)  
7 days ago · reply · retweet · favorite
- Tweet 4:** BowThemes [bit.ly/Tsvach](http://bit.ly/Tsvach)  
8 days ago · reply · retweet · favorite
- Tweet 5:** BowThemes BT Photography is now Responsive! Enjoy this amazing template in mobile and computer tab!!!!  
[bowthemes.com/joomla-templat...demo.bowthemes.com/bt-photography/](http://bowthemes.com/joomla-templat...demo.bowthemes.com/bt-photography/)  
11 days ago · reply · retweet · favorite

At the bottom of the feed, there is a 'Join the conversation' button with a small Twitter bird icon.

# Table of Contents

Introduction .....	2
Related Topics .....	2
Product Features .....	2
Installing and Upgrading.....	3
System Requirement .....	3
Downloading .....	3
Manual Installation.....	3
Module Upgrading.....	4
Uninstalling .....	5
Setting .....	6
Setting.....	6
Preferences .....	7
Appearance .....	7
Advanced Options .....	9
Contacting Bowthemes .....	10

# Introduction

---

**BT Twitter Feed is free module for Joomla. This module loads the tweets from the twitter account that is set from the module parameters. You can copy the module to multiple instances and fetch the latest tweets from different users on your website.**

**Related Topics:**

[Details](#)

[View Demo](#)

[Forum](#)

## Product Features

### Customization

- Easily change display style with background color, link color , text color ... parameters
- Able to set number of tweets
- Hide/Show avatar

### Joomla compatibility

- Compatible with Joomla 1.6 and Joomla 1.7

### Cross-browser support

- Compatible with IE7+, Firefox 2+, Safari 3+, Chrome 8+, Opera 9+

### User support

- [Video tutorials](#) and [forum support](#) provided

# Installing and Upgrading

---

## System Requirement

<b>Server requirements</b>	PHP 5.0 or above with GD library is enabled. Please follow this <a href="#">link</a> to check it MySQL 5.0 or above Joomla 1.7.x or above;
<b>Client requirements</b>	Firefox 3.0.x, Internet Explorer 7 or above.

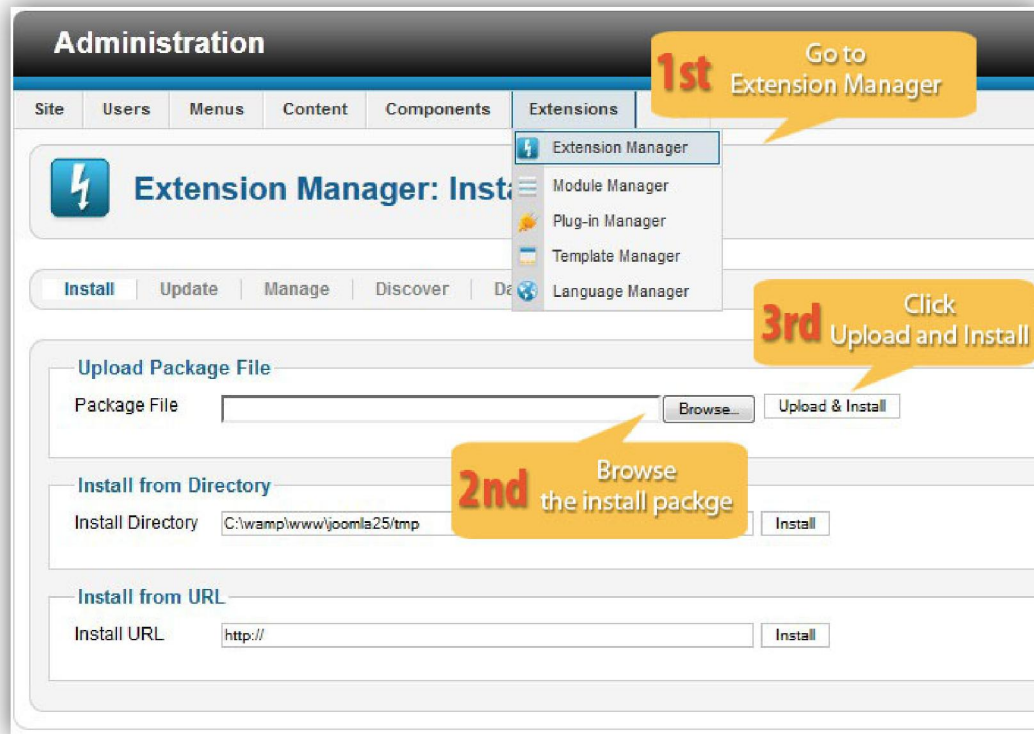
## Downloading

BT Twitter Feed is free extension, you can download it [here](#).

## Manual Installation

Please follow these steps to install the product:

- Step 1: Go to Extension Manager
- Step 2: Browse the install package
- Step 3: Click "Upload & Install"



Illustrated image of successful installation:



## Module Upgrading

Upgrading of this extension to newest version can be easily done by following again installation steps above. But we recommend you to back up your changes of source code and language files in this module before starting any upgrades.

## Uninstalling

For uninstalling the product, please follow these steps:

Step 1: Go to “Extension Manager”

Step 2: Click to “Manage” tab

Step 3: Choose module style

Step 4: Mark checkbox of the module

Step 5: Click “Uninstall” button

The screenshot shows the Joomla! Extension Manager interface. The 'Manage' tab is selected. The 'Uninstall' button is highlighted with a yellow callout labeled '5th Click Uninstall button'. The 'BT Tab' module is selected with a checkbox, highlighted with a yellow callout labeled '4th Mark checkbox of the module'. The 'Component Type' dropdown is set to 'Module', highlighted with a yellow callout labeled '3rd Choose Component Type'. The 'Manage Tab' button is highlighted with a yellow callout labeled '2nd Click to Manage Tab'. The 'Go to Extension Manager' button is highlighted with a yellow callout labeled '1st Go to Extension Manager'.

Name	Location	Status	Type	Version	Date	Folder	ID
BT Slideshow Pro	Site	✓	Module	1.2.4	August 2011	Thomas	N/A 10024
BT Tab	Site	✓	Module	1.1	May 2012	BowThemes	N/A 10002
BT Twitter Feeds	Site	✓	Module	1.0	Oct 2011	Bowthemes	N/A 10049

Display # 10 Start Prev 1 2 Next End Page 2 of 2

Joomla! 2.5.1

Joomla!® is free software released under the GNU General Public License.

## Setting

Back-end access: Choose Extension Manager from the main menu. Click “Module Manager” and start searching the product by using keyword: “BT Twitter Feed” or using Joomla filter to quickly find.

The parameters are divided into the following areas:

- Setting
- Preferences
- Appearance
- Advance Options

### Setting

SETTINGS	
Twitter username	<input type="text" value="BowThemes"/>
Number of Tweets	<input type="text" value="10"/>
Width	<input type="text" value="auto"/>
Height	<input type="text" value="300"/>

Let's refer the detail setting in this section:

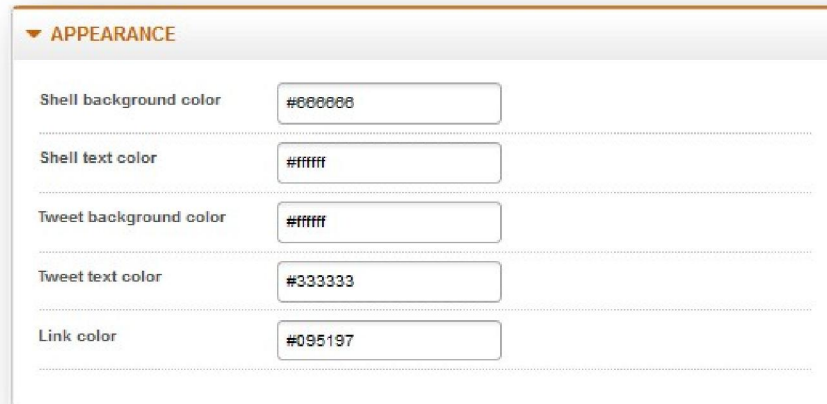
<b>Twitter Username</b>	Enter your twitter username
<b>Number of tweets</b>	Set number of displayed tweets in the list
<b>Width</b>	Set module's width in pixels
<b>Height</b>	Set module's height in pixels

## Preferences



<b>Poll for new results</b>	Auto update new tweets
<b>Include Scrollbar</b>	Show/Hide scroll bar when tweetlist is too long
<b>Show Avatars</b>	Show/Hide avatar of twitter user
<b>Show Timestamps</b>	Show/Hide posted time of tweets
<b>Show hashtags</b>	Show/Hide to show hashtag

## Appearance





<b>Shell Background Color</b>	Set background color for shell (include header and footer) of twitter widget. When you click to the textbox, a color picker will appear to help choosing a color
<b>Shell Text Color</b>	Set color for text displaying in the shell.
<b>Tweet Background Color</b>	Set background color for the widget's body
<b>Tweet Text Color</b>	Set color for text in the widget's body
<b>Link Color</b>	Set color for links in the widget's body



## Advanced Options

**▼ ADVANCED OPTIONS**

Module Class Suffix

---

Caching  ▼

---

Cache Time

---

<b>Module Class Suffix</b>	Module will concatenate value of this parameter with string 'bt-twitter' to create a new CSS class for module. Example: 'bt-twitter_abc', module class suffix is '_abc'
<b>Caching</b>	Select whether you want to cache content of this module
<b>Caching Time</b>	Specify interval between each cache time. Unit: minute

## Contacting Bowthemes

---

All Bowthemes products include forum support, email support and ticket support. Please refer your membership package to select the compatible kind of support, as we may be able to solve the problem without delay.

Website: <http://bowthemes.com>

Forum support: <http://bowthemes.com/forums/22-twitter-feed/>

Email support: [support@bowthemes.com](mailto:support@bowthemes.com)

Ticket support: <http://bowthemes.com/submit-a-ticket>

If you encounter any issues with Bowthemes extensions and templates, email us at [support@bowthemes.com](mailto:support@bowthemes.com) and we will be happy to answer your questions.



This document is proprietary and confidential. No part of this document may be disclosed in any manner to a third party without the prior written consent of Bowthemes Team.